

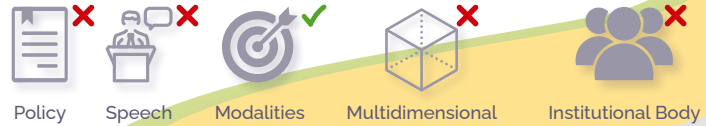
ROADMAP TO ADDRESS INEQUALITIES:

PORTUGAL

Is Portugal committed to tackling inequalities in partner countries through its international cooperation policies? What are the strengths and weaknesses of its approach to addressing inequalities? Follow this roadmap to identify ways to improve moving forward.

POLITICAL COMMITMENT

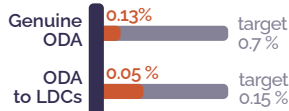
This section measures the commitment to **fighting inequalities** by looking at its **international cooperation policy, public statements, concrete targets and actions**, whether it has adopted a multidimensional definition of inequality, and whether it has set up a body specifically for addressing inequalities.



REDISTRIBUTION TO REDRESS INEQUALITIES BETWEEN COUNTRIES

The section below looks at how inequalities in partner countries are reduced through **genuine ODA, a commitment to tax fairness and debt relief**.

Is this country member of the Addis Tax Initiative?



Debt relief

no data available

% of EU MS debt cancelled to LDCs in last 2 years.

50th

Corporate Tax Haven Index Value based on 70 countries

76th

Financial Secrecy Index Value based on 133 countries

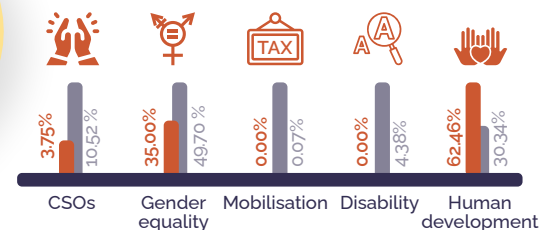
POLICY COHERENCE FOR SUSTAINABLE DEVELOPMENT

This scoreboard looks at whether the concept of PCSD has been applied **across the following policies**:

Stopping imports of products covered by EITI agreement from a country that is not a member or not progressing in its implementation	✗
Plan to reach the NDC emissions reduction target	✓
Energy consumption reduction	very low
No. of countries in conflict/at risk of conflict with which this country trades arms worth over €250,000	5
Corporate accountability – human rights	✗
Corporate accountability – environmental	✗

TARGETED ACTIONS TO REDRESS INEQUALITIES WITHIN PARTNER COUNTRIES

This section shows the percentages of ODA directly contributing to the reduction of inequalities by being allocated, for example, to **CSOs, gender equality, domestic resource mobilisation, disability and human development**, compared with the EU average.



EU averages are calculated with those EU countries for which data is available

MAINSTREAMING TOOLS AND PRACTICES FOR REDRESSING INEQUALITIES WITHIN PARTNER COUNTRIES

This section identifies which of the following **practices and tools** have been put in place to understand inequalities in partner countries and take action:

- ✗ Guidance on analysing inequality
- ✗ Instructions for mapping societal groups
- ✗ Guidance on monitoring impact
- ✓ Disaggregated data
- ✗ Evaluations
- ✗ Research
- ✗ Dedicated human resources
- ✗ Training
- ✗ Multi-stakeholder engagement
- ✗ Recognition of the impact of digitalisation on inequalities
- ✗ Addressing the impact of digitalisation

YOU HAVE NOT REACHED ALL THE GOALS ALONG THE PATH!

Please revisit the stages on **political commitment, redistribution, targeted action, mainstreaming tools and PCSD**.